

Ledge Light Health District – Weekly COVID-19 Report

All data in this report are preliminary and subject to change as additional information becomes available.

New COVID-19 cases in the previous two weeks by town (December 20, 2020–January 02, 2021)*

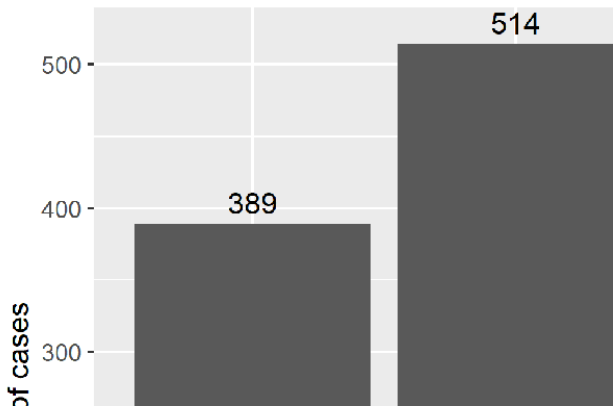
Municipality	New cases in the past 2 weeks	Average Daily Case Rate	Number of molecular tests and antigen tests in the past 2 weeks	Percentage of positive molecular tests and antigen tests in past 2 weeks
East Lyme	120	46.0	2132	6.8
Groton (town and city)	304	56.1	4328	7.4
Ledyard	118	57.2	1747	8.0
Lyme	12	36.7	290	4.1
New London	326	86.4	4549	8.0
North Stonington	28	38.1	472	6.1
Old Lyme	30	29.1	847	5.0
Stonington	102	39.5	2000	5.7
Waterford	122	46.1	2344	6.1

*This table only includes cases and tests among persons residing in community settings; it does not include cases or tests among residents of nursing home, assisted living, or correctional facilities.

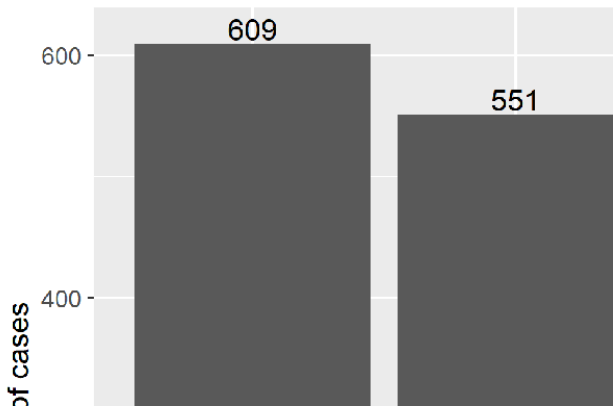
Distribution of Recent COVID-19 Cases by Age and Sex

The following charts show the distribution of age and sex among people diagnosed with COVID-19 in the past two weeks in Ledge Light Health District. Only cases among persons who live in the community are included in the chart below. Cases among residents of nursing home, assisted living, or correctional facilities are excluded.

Recent COVID-19 Cases by Age

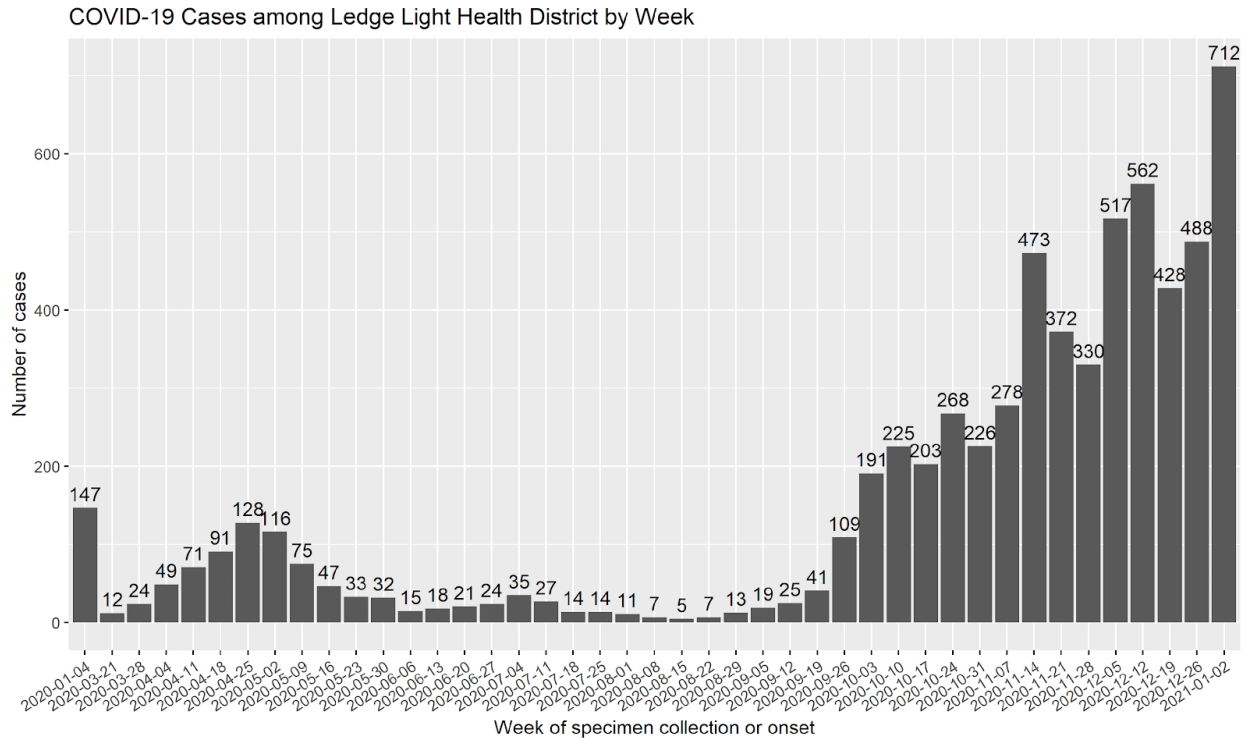


Recent COVID-19 Cases by Sex



Ledge Light Health District COVID-19 Cases by Week of Specimen Collection or Onset

The graph below shows the number of COVID-19 cases among Ledge Light Health District residents since March 2020 by week. This chart includes cases among residents of congregate settings such as nursing homes and correctional facilities.



Cumulative number of COVID-19 cases and deaths by town

The table below shows the total number of COVID-19 cases and associated deaths by municipality since the pandemic started in March 2020.

Municipality	Cumulative number of COVID-19 cases	Cumulative number of COVID-19-associated deaths
East Lyme	718	40
Groton (town and city)	1526	61
Ledyard	537	9
Lyme	50	0
New London	1906	14
North Stonington	143	3
Old Lyme	169	2
Stonington	528	10
Waterford	926	54